

2017 ENDEAVOR XE/ENDEAVOR

2017 ENDEAVOR XE/ENDEAVOR

CLASS A DIESEL



REVGROUP



HOLIDAY RAMBLER®

This is living.

ENDEAVOR XE'S TOP FEATURES

- Power Bridge Chassis® - Freightliner® XCM Series
- ISB 6.7L 360 HP & 800 ft-lb Torque
- Firefly Integrations Electronic Control System
- Solid Hardwood Cabinetry
- Induction Cooktop
- Polished Porcelain Tile Throughout
- Residential Refrigerator
- Dishwasher
- 3RD Air Conditioner (39G Only)
- Power Water Hose Reel & Power Cord Reel
- Power Awning w/LED Light Strip & Wind Sensor React
- BOSE Soundbar



The Endeavor XE 37R is shown in Silver Strand décor with Dark Cherry cabinetry.

2017 ENDEAVOR XE





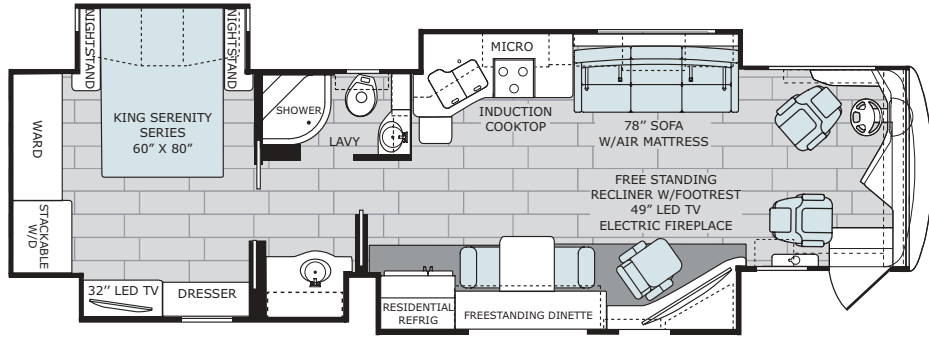
This is living.

There are Class A diesel motorhomes, and there's the Holiday Rambler Endeavor XE. Stop dreaming about the RV lifestyle, and instead, experience motorhome bliss. The 2017 Endeavor XE introduces four floorplans, hardwood cabinetry, Villa residential-style seating and wall-to-wall high-gloss porcelain flooring in the living area. With 84" interior ceiling heights and a rear wardrobe with cedar lining, you might even forget you're camping.

ENDEAVOR XE FLOORPLANS

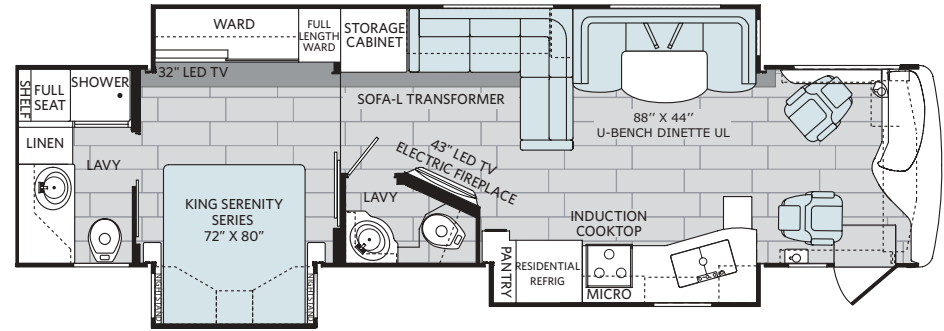
37R

Options: 087, 191, 830



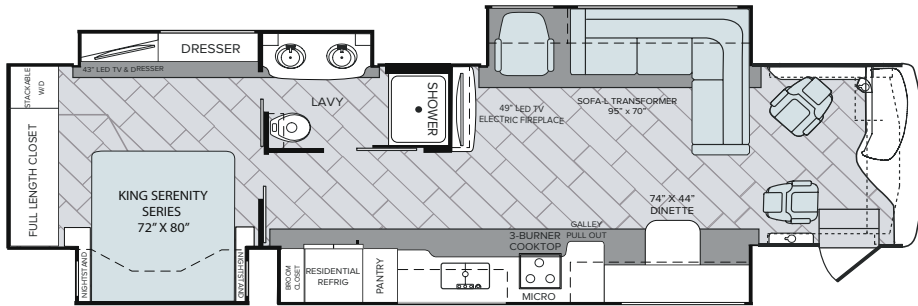
38K

Options: 087, 833



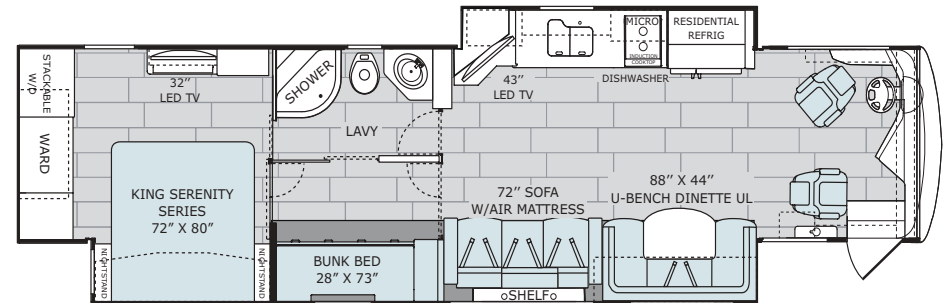
39F

Options: 087, 203, 830



39G

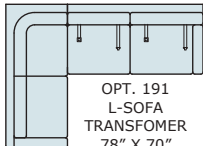
Options: 087, 833




Available Options



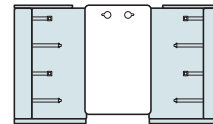
OPT. 087
FRONT 32"
LED TV



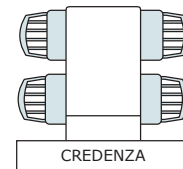
OPT. 191
L-SOFA
TRANSFORMER
78" X 70"



OPTION 203
90" X 70" SOFA - AIR MATTRESS



OPT. 830
FACING DINETTE



OPT. 833
FREE-STANDING DINETTE
WITH CREENZA

ENDEAVOR XE STANDARDS AND OPTIONS

INTERIOR THROUGHOUT

- 20,000/25,000 BTU/ H Dual Furnaces (39G)
- 25,000/25,000 BTU/ H Dual Furnaces (37R)
- 25,000/30,000 BTU/ H Dual Furnaces (38K, 39F)
- 84" Interior Ceiling Height
- Auto Generator Start
- Central Vacuum System
- Dedicated Full-Length, Metallic A/C Ducting
- 2 Roof-Mounted, High Efficiency A/C w/Solar Panel & Bedroom Heat Pump
- 3 Roof-Mounted, High Efficiency A/C w/Solar Panel & Bedroom Heat Pump (39G)
- Fan-Tastic Power Roof Vent w/ Wall Switch
- Firefly Integrations Electronic Control System
- Flat Interior Ceiling
- Tuff-Pex Plumbing System
- Demand Water Pump w/Filter
- Whole-Coach Water Filtration System
- Deluxe Roller Bearing , Full-Extension Drawer Guides & Transit-ship Locks
- Hardwood Cabinet Face Frames, Doors & Drawers
- Hardwood Crown Molding
- Hardwood Finish Return Air Intake for Furnace
- Manual Day/Night Double Roller Shades
- Satellite Radio (Subscription Required)
- Polished Solid Surface Countertop
- Tile Flooring Throughout
- Passenger Armrest w/Integrated Magazine Rack
- Power Passenger Chair w/ Footrest
- Truma - Tank less Water Heater

OPTIONS

- CSA Package (Canadian Specs)**

DRIVER CONVENIENCE

- (2) 12V Power Outlet at Dash
- 110V Power Outlet at Dash & Passenger Area
- USB Charger (Driver Side)
- Automotive Warp-Around Dash
- Driver Left-Console w/Lower Storage Bin
- 3-Point Seatbelts at Driver & Front Passenger Seat (w Adjustable Shoulder Straps)
- Auxiliary Start Circuit Switch
- Battery Disconnect System
- Cruise Control
- High-Output Auto A/C Heater Combo
- Dual Dash Monitors
- Easy-Access Battery Disconnect Switch
- Front Power Roller Shades/Blinds
- Manual Driver & Passenger Roller Shade/Blinds
- Power Entry Step Cover
- Radio Switch Main/Auxiliary Power
- Remote Heated Chrome Power Exterior Mirrors w/Turn Signal & Side-View Cameras
- Smart Steering Wheel w/Tilt & Telescoping
- Touch Screen Radio w/Built-in GPS
- Villa Driver/Passenger Soft-touch Captain's Chairs w/Reclining Back & 6-Way Power controls

LIVING ROOM

- 43" LED HDTV (38K)
- 49" LED HDTV (37R, 39F)
- TV Antenna w/Signal Booster
- BOSE Sound bar & Blu-Ray DVD Player
- Wall to Wall High Gloss Tile Flooring
- Electric Fireplace(37R, 38K, 39F)
- Residential Style Seating
- U-Shape Dinette (38K, 39G)
- Facing Dinette w/Credenza (37R, 39F)
- Expandable L-Sofa w/Air Mattress (39F)
- Expandable L-Sofa w/Jack-Knife (38K)
- Sofa w/Air Mattress (Queen) (37R, 39G)
- Euro Chair (37R)

OPTIONS

- 32" LED HDTV In Front Overhead
- Expandable L-Sofa w/Jack-Knife/Footrest (37R)
- Sofa w/Air Mattress (Queen) (39F)
- Booth Facing Dinette (37R, 39F)



GALLEY

- 22 cu ft. Residential Refrigerator w/Two Additional Batteries & 2800 Watt Inverter
- Induction Cooktop
- Adjustable Cabinet Shelf (Select Cabinets)
- Dinette Base Cabinet w/Free Standing Chairs (37F, 39F)
- 2 Galley Pull-Outs (39F)
- Flip-up Top (37R, 38K)
- Dishwasher
- Galley Faucet w/Pullout Sprayer
- Polished Solid Surface Countertop w/Sink Covers
- Tile Backsplash
- Under-Galley Shelving & Wastebasket
- Window Over Sink (38K, 39F, 39G)



BEDROOM

- 32" LED HDTV (37R, 38K, 39G)
- 43" LED HDTV (39F)
- Bedspread w/Decorative Pillows
- King Bed (37R, 39F, 39G)
- King Exclusive Dream Easy Series w/Adjustable Head Section (38K)
- Rear Wardrobe w/Cedar Lining, Carpet Floor & Wire Organizer (37R, 39F, 39G)
- Dual Rear Wardrobe w/Cedar Lining, Hinging Rods (38K)
- Remote Generator Start Switch
- Slide-out Features Overhead Cabinet
- Stackable Washer & Dryer
- Wardrobe Lighting

BATHROOM

- A/C Venting
- Cabinets Toe Kicks
- Glass Shower Door
- Hardwood Bath Door/Trim
- LED Lighting Over Sink
- Molded Grani-Coat Shower Enclosure w/Skylight & Lower Threshold
- Porcelain Toilet w/Water Saver (37R, 38K, 39G)
- Porcelain Vacuum Flush Toilet (38K, 39F)
- Tile Backsplash



SAFETY/CONVENIENCE

- 30" Wide Entry Door
- Carbon Monoxide Detector/Alarm
- Central Electrical Panel
- Energy Management System (EMS) w/Soft Start
- Fire Extinguisher
- Multiple Seatbelt Locations
- Neutral Loss Protection
- Propane Detector/Alarm
- Smoke Detector/Alarm

EXTERIOR THROUGHOUT

- 120V/12 AC/DC Converter
- 2800-Watt Pure Sine Wave Inverter w/Remote
- 4-Point Automatic Levelers
- 3rd Roof A/C
- 50-Amp Service
- 8.0 KW Onan Quiet Diesel Generator
- Aluminum Bus-Style Side Swing Luggage Doors
- Aluminum Extruded slide Ramps
- AM/FM/DVD Sound System
- Power Awnings w/LED Light Strip & Wind Sensor React
- Clear Protective Front Mask
- Roadside DEF Tank
- Dryseal Edge Coating (Water-Wicking Wall Edge Coating)
- Exterior Entertainment Center w/32" LED HDTV and High Output, Splash Proof
- Fiberglass Front Quarter Panels
- Fiberglass Front/Rear Caps w/ High Mounted Taillights
- Fiberglass Wheel Well Trims
- Five-Point Built System
- Frameless Flush Mount Windows
- Full-Body Paint
- Heat Pump in Rear A/C (38K, 39F, 39G)
- Heat Pump in A/C Front & Rear A/C (37R)
- Manual Generator Slide
- Molded Fiberglass Roof
- Power Cord Reel
- Power Water Hose Reel
- Rear Ladder
- Rear Rockguard
- Remote Keyless Entry
- Seamless Beltline Trim
- Solar Electric Panel
- Tapered Slide-Out Box Tops & Debris Awnings
- Water Pump Switch (Multiple Locations)
- 1st Full Bay 37/90 Slide Trays
- 2nd Full Bay 39/54 Slide Trays

OPTIONS

- Winegard In motion Satellite Dish
- Winegard Stationary Satellite Dish
- King Dome Satellite
- Undercarriage LED Lights
- Roof Vent Rain Covers

AUTOMOTIVE

- Aluminum Wheels
- Color Rear & Side Vision Camera System
- Fog Lamps
- Large One-piece Bounded Windshield
- Mud Flaps
- Single-Motor Windshield Wipers w/Wet Arm
- Underhood Utility Light

BODY STRUCTURE

- Basement Storage
- Full Pass Through Storage w/ Slide Trays
- Heated Water & Holding Tank Compartments
- Power Bridge Chassis Construction
- Powerframes Precision Welded Aluminum Interlocking Frames
- Powerlock System (Interlocking Floors, Walls & Ceiling)
- Quite Cool Duct A/C
- Radiused & Cambered Entry Door
- Raised Space Frame Foundation
- Solid Bead-Foam Engineered Fit Insulation
- Vacu-Bond Integrated Walls
- Vacu-Bond Aluminum Framed Sidewalls, Roof and Floor Construction
- Full Coverage Heavy Undercoating

SAFETY/CONVENIENCE

- 20' Sewer Hose
- 4-Wheel ABS Brakes
- Automatic Hydraulic Leveling Jacks
- Automotive Safety Glass
- Daytime Running Lights
- Easy Sweep Flooring @ Entry Step
- Entry Door w/Screen Door & Deadbolt Lock
- Four 6V/Deep-Cycle House Batteries
- Lighted Entry Assist Handle
- Power Entry Step
- Rear, Front and Side Markers Lights (Select LED)
- Solid Surface Entry-Step w/LED Accent Lights
- Toilet Tank San-T-Flush System
- Tank Sensor Monitoring System
- Utility Compartment w/Exterior Shower

STORAGE

- Continuous One-Piece Compartment Seals
- Lighted Compartments
- Pass-Through Storage

ENDEAVOR

TOP FEATURES

- Freightliner® XCM Series Chassis
- ISL9 8.9L 380HP & 1150 ft-lb Torque
- Firefly Integrations Electronic Control System
- Solid Hardwood Cabinetry
- Induction Cooktop
- Polished Porcelain Tile Throughout
- Dishwasher
- Bose Soundbar w/Bluetooth Connectivity
- Residential Refrigerator
- 3RD Air Conditioner
- Power Water Hose Reel & Power Cord Reel
- Power Awning w/LED Light Strip
& Wind Sensor React



The Endeavor 40X is shown in Silver Strand décor with Dark Cherry cabinetry.

2017 ENDEAVOR





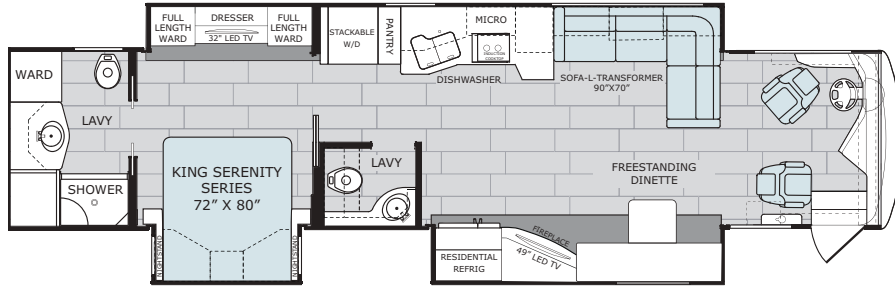
This is living.

A Holiday Rambler icon, the Endeavor Class A diesel continues to leave its mark with four floorplans, offering crown molding, hardwood fascia and high-gloss cabinetry with euro hinges. The select model facing dinette is convertible for sleeping, while the galley features a residential refrigerator and deep double-bowl, stainless-steel sink. Riding on the trusted Roadmaster™ chassis, this coach is the manifestation of the full-time RV life you always wanted.

ENDEAVOR FLOORPLANS

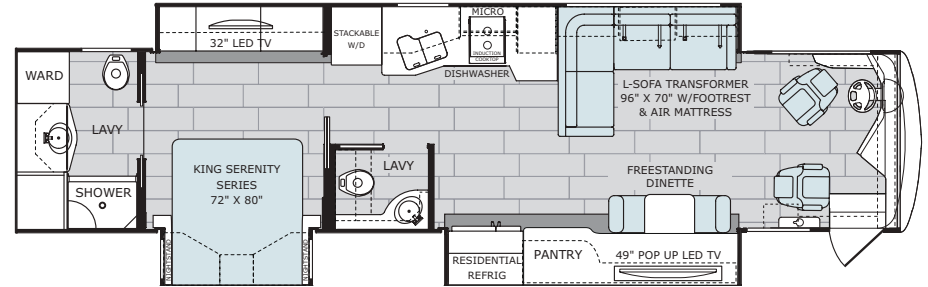
40D

Options: 087, 203, 209



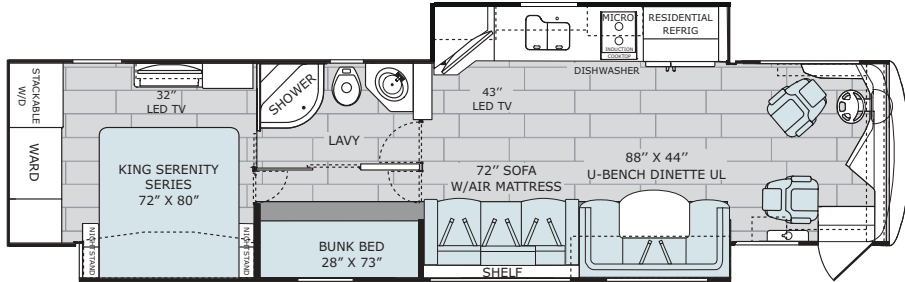
40E

Options: 087



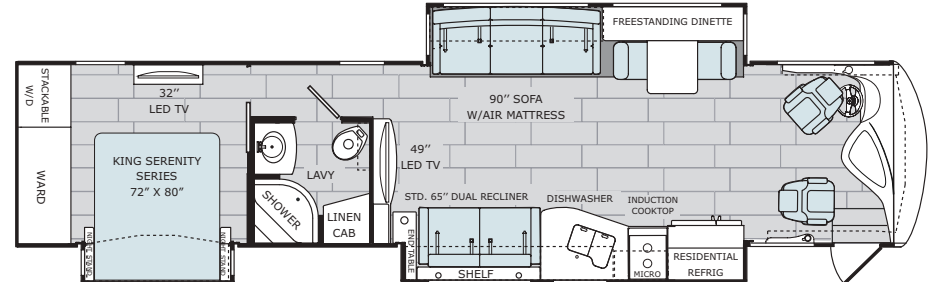
40G

Options: 087, 833

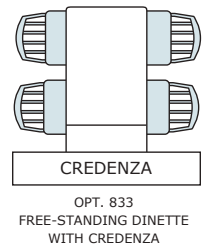
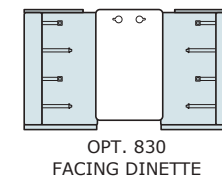
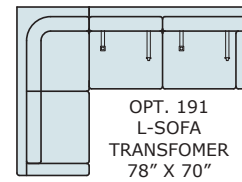
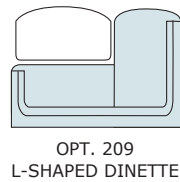
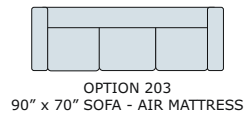


40X

Options: 087, 191, 830



Available Options



ENDEAVOR STANDARDS AND OPTIONS

INTERIOR THROUGHOUT

- 20,000/25,000 BTU/ H Dual Furnaces (40G)
- 20,000/30,000 BTU/ H Dual Furnaces (40X)
- 25,000/30,000 BTU/ H Dual Furnaces (40D, 40E)
- 84' Interior ceiling Height
- Auto Generator Start
- Central Vacuum System
- Dedicated Full-Length, Metallic A/C Ducting
- 3 Roof-Mounted, High Efficiency A/C w/Solar Panel & Bedroom Heat Pump (40D, 40G, 40X)
- 3 Roof-Mounted, High Efficiency A/C w/Solar Panel & Bedroom/Living Heat Pump (40E)
- Fan-Tastic Power Roof Vent w/ Wall Switch
- Firefly Integrations Electronic Control System
- Flat Interior Ceiling
- Tuff-Pex Plumbing System
- Whole-Coach Water Filtration System
- Deluxe Roller Bearing , Full-Extension Drawer Guides & Transit-ship Locks
- Hardwood Cabinet Face Frames, Doors & Drawers
- Hardwood Crown Molding
- Hardwood Finish Return Air Intake for Furnace
- Manual Day/Night Double Roller Shades
- Satellite Radio (Subscription Required)
- Polished Solid Surface Countertop
- Tile Flooring Throughout
- Passenger Armrest w/Integrated Magazine Rack
- Power Passenger Chair w/ Footrest
- Truma - Tank less Water Heater

- Hardwood Crown Molding
 - Hardwood Finish Return Air Intake for Furnace
 - Manual Day/Night Double Roller Shades
 - Satellite Radio (Subscription Required)
 - Polished Solid Surface Countertop
 - Tile Flooring Throughout
 - Passenger Armrest w/Integrated Magazine Rack
 - Power Passenger Chair w/ Footrest
 - Truma - Tank less Water Heater
- OPTIONS**
- CSA Package (Canadian Specs)**

DRIVER CONVENIENCE

- (2) 12V Power Outlet at Dash
- 110V Power Outlet at Dash & Passenger Area
- USB Charger (Driver Side)
- Automotive Warp-Around Dash
- Driver Left-Console w/Lower Storage Bin
- 3-Point Seatbelts at Driver & Front Passenger Seat (w/ Adjustable Shoulder Straps)
- Auxiliary Start Circuit Switch
- Battery Disconnect System
- Cruise Control
- Denso High-Output Auto A/C Heater Combo
- Dual Dash Monitors
- Easy-Access Battery Disconnect Switch

- Front Power Roller Shades/Blinds
- Manual Driver & Passenger Roller Shade/Blinds
- Power Entry Step Cover
- Radio Switch Main/Auxiliary Power
- Remote Heated Chrome Power Exterior Mirrors w/Turn Signal & Side-View Cameras
- Smart Steering Wheel w/Tilt & Telescoping
- Touch Screen Radio w/Built-in GPS
- Villa Driver/Passenger Soft-touch Captain's Chairs w/ Reclining Back & 6-Way Power Controls

LIVING ROOM

- 43" LED HDTV (40G)
- 49" LED HDTV (40D, 40X)
- 49" Pop-Up TV LIFT (40E)
- TV Antenna w/Signal Booster
- BOSE Sound bar & Blu-Ray DVD Player
- Wall to Wall High Gloss Tile Flooring
- U-Shape Dinette (40G)
- Facing Dinette w/Credenza (40D, 40E, 40X)
- Electric Fireplace (40D, 40X)
- Expandable L-Sofa w/Air Mattress/Footrest (40D)
- Expandable L-Sofa w/Jack-Knife/Footrest (40D)
- Residential Style Seating
- Sofa w/Dual Footrest (40X)
- Sofa w/Air Mattress (Queen) (40G, 40X)

- Overhead
- Expandable L-Sofa w/Jack-Knife (40X)
- Sofa w/Air Mattress (Queen) (40D)
- L-Shape Dinette (40D)
- Booth Facing Dinette (40X)
- Facing Dinette w/Credenza (40G)



- OPTIONS**
- 32" LED HDTV In Front

GALLEY

- 22 cu ft. Residential Refrigerator w/Two Additional Batteries & 2800 Watt Inverter
- Induction Cooktop
- Adjustable Cabinet Shelf (Select Cabinets)
- Dinette Base Cabinet w/Free-Standing Chairs (40D, 40E, 40X)
- Dishwasher
- Galley Faucet w/Pullout Sprayer
- Polished Solid Surface Countertop w/Sink Covers
- Glass Tile Backsplash
- Under-Galley Shelving & Wastebasket
- Window Over Sink



BEDROOM

- 32" LED HDTV
- Bedspread w/Decorative Pillows
- King Bed (40G, 40X)
- King Exclusive Dream Easy Series w/ Adjustable Head Section (40D, 40E)
- Rear Wardrobe w/Cedar Lining, Carpet Floor & Wire Organizer
- Dual Rear Wardrobe w/Cedar Lining, Hinging Rods
- Remote Generator Start Switch
- Slide-out Features Overhead Cabinet
- Stackable Washer & Dryer
- Wardrobe Lighting

BATHROOM

- A/C Venting
- Cabinet Toe Kicks
- Glass Shower Door
- Hardwood Bath Door/Trims
- LED Lighting Over Sink
- Molded Grani-Coat Shower Enclosure w/Skylight & Low Threshold
- Tile Backsplash
- Porcelain Toilet w/Water Saver
- Porcelain Vacuum Flush Toilet (40D, 40E)



SAFETY/CONVENIENCE

- 30" Wide Entry Door
- Carbon Monoxide Detector/Alarm
- Central Electrical Panel
- Energy Management System (EMS) w/Soft Start
- Fire Extinguisher
- Multiple Seatbelt Locations
- Neutral Loss Protection
- Propane Detector/Alarm
- Smoke Detector/Alarm

EXTERIOR THROUGHOUT

- 120V/12 AC/DC Converter
 - 2800-Watt Pure Sine Wave Inverter w/Remote
 - 4-Point Automatic Levelers
 - 3rd Roof A/C
 - 50-Amp Service
 - 8.0 KW Onan Quiet Diesel Generator
 - Aluminum Bus-Style Side Swing Luggage Doors
 - Aluminum Extruded slide Ramps
 - AM/FM/DVD Sound System
 - Power Awnings w/LED Light Strip & Wind Sensor React
 - Clear Protective Front Mask
 - Roadside DEF Tank
 - Dryseal Edge Coating (Water-Wicking Wall Edge Coating)
 - Exterior Entertainment Center w/32" LED HDTV and High Output, Splash Proof
 - Fiberglass Front Quarter Panels
 - Fiberglass Front/Rear Caps w/ High Mounted Taillights
 - Fiberglass Wheel Well Trims
 - Five-Point Built System
 - Frameless Flush Mount Windows
 - Full-Body Paint
 - Heat Pump in Rear A/C (40D, 40G, 40X)
 - Heat Pump in A/C Front & Rear
 - A/C (40E)
 - Manual Generator Slide
 - Molded Fiberglass Roof
 - Power Cord Reel
 - Power Water Hose Reel
 - Rear Ladder
 - Rear Rockguard
 - Remote Keyless Entry
 - Seamless Beltline Trim
 - Solar Electric Panel
 - Tapered Slide-Out Box Tops & Debris Awnings
 - Water Pump Switch (Multiple Locations)
- OPTIONS**
- 1st Full Bay 36"/54" Slide Trays (40G, 40X)
 - 1st Full Bay 54" Slide Trays (40D, 40E)
 - 1st Full Bay 90" Slide Tray (40G, 40X)
 - 2nd Full Bay 54" Slide Tray
 - Winegard In motion Satellite Dish
 - Winegard Stationary Satellite Dish
 - King Dome Satellite
 - Undercarriage LED Lights
 - Roof Vent Rain Covers
 - Window Awnings Package

AUTOMOTIVE

- Aluminum Wheels
- Color Rear & Side Vision Camera System
- Fog Lamps
- Large One-piece Bounded Windshield
- Mud Flaps
- Single-Motor Windshield Wipers w/Wet Arm
- Underhood Utility Light

BODY STRUCTURE

- Basement storage
- Full Pass Through Storage w/ Slide Trays
- Heated Water & Holding Tank Compartments
- Power Bridge Chassis Construction
- Powerframes Precision Welded Aluminum Interlocking Frames
- Powerlock System (Interlocking Floors, Walls & Ceiling)
- Quite Cool Duct A/C
- Radiused & Cambered Entry Door
- Raised Space Frame Foundation Solid Bead-Foam Engineered Fit Insulation
- Vacu-Bond Integrated Walls
- Vacu-Bond Aluminum Framed Sidewalls, Roof and Floor Construction
- Full Coverage Heavy Duty Undercoating

SAFETY/CONVENIENCE

- 20' Sewer Hose
- 4-Wheel ABS Brakes
- Automatic Hydraulic Leveling Jacks
- Automotive Safety Glass
- Daytime Running Lights
- Easy Sweep Flooring at Entry Step
- Entry Door w/Screen Door & Deadbolt Lock
- Four 6V/Deep-Cycle House Batteries
- Lighted Entry Assist Handle
- Power Entry Step
- Rear, Front and Side Marker Lights (Select LED)
- Solid-Surface Entry-Step w/LED Accent Lights
- Toilet Tank San-T-Flush™ System
- Sensor Tank Monitoring System
- Utility Compartment w/Exterior Shower

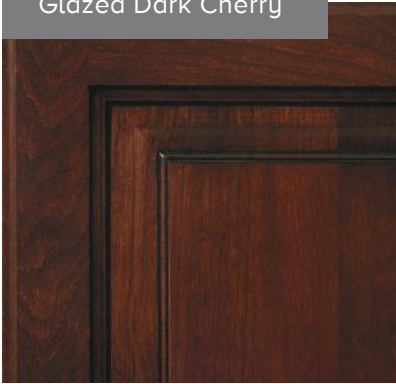
STORAGE

- Continuous One-Piece
- Compartment Seals
- Lighted Compartments
- Pass-Through Storage

Choose life's finer details.

WOOD CHOICES

Glazed Dark Cherry




Glazed Italian Sienna



DÉCOR CHOICES

Chivalry Copper



Silver Strand



1 | Sofa 2 | Accent 3 | Bedspread 4 | Countertop 5 | Flooring 6 | Carpet

EXTERIOR CHOICES

ENDEAVOR XE

City Loft



Desert Mirage



Metallic Rave



Station Mist



ENDEAVOR

City Loft



Desert Mirage



Sawy Steel



This is living.

At Holiday Rambler, your dream journey is our unwavering inspiration. Whether you're planning a rambling weekend getaway or imagining a cross-country holiday adventure, we know that owning a motorhome is a dream lifestyle. We take that dream seriously. **We focus on the idea of home — not the place but the feeling.** Then we make sure to turn that feeling into one of the most envious getaways. Holiday Rambler. This is living ...



HOLIDAY RAMBLER®

DISCLAIMER

1. GVWR (Gross Vehicle Weight Rating) is the maximum permissible weight of this fully loaded motorhome. The GVWR is equal to or greater than the sum of the (UVW) unloaded vehicle weight plus the (OCCC) occupant cargo-carrying capacity*.
 2. GAWR (Gross Axle Weight Rating) is the maximum permissible loaded weight a specific axle is designed to carry.
 3. GCWR (Gross Combined Weight Rating) is the value specified by the motorhome manufacturer as the maximum allowable loaded weight of this motorhome with its towed vehicle. Towing and braking capacities may be different. Refer to Holiday Rambler and chassis manufacturer's manuals for complete information.
 4. Length measured from front bumper to rear bumper (excludes accessories).
 5. Excludes safety equipment and awnings.
 6. Motorhomes feature a body width over 96" which will restrict your access to certain roads. Before purchasing, you should research any state and/or province road laws which may affect your usage.
 7. Tank manufacturer's listed water capacity (WC). Actual propane capacity is 80% of water listing as required by the safety code.
- * The chassis manufacturer recommends the installation of a supplemental brake control system to activate the brakes on the vehicle or trailer you are towing. Hitch receiver ratings expressed are maximum for the hitch receiver installed and may require the purchase of additional equipment that is dependent on the weight of the towed load. Consult with hitch receiver manufacturer for further information.
- * UVW and OCCC are found on the label containing the federal certification tag in each RV.
- ** The Minimum Towable Load of this vehicle is the available weight capacity, up to GCWR, when the coach is fully loaded to maximum GVWR. However, if the coach is loaded to something less than maximum GVWR, that extra available weight capacity can be added to your Towable Load. For example, if your coach is loaded to 1000lbs less than maximum GVWR, your Towable Load increases accordingly. Do not exceed the hitch rating weight, GVWR or GCWR.
- ** All 2017 REV Recreation Group motorhomes include a limited one-year/15,000-mile coach warranty and three-year/45,000-mile structural warranty, whichever occurs first, and is fully transferable for the first 12 months.

CONTACT US

To locate a dealer near you, visit our website at www.holidayrambler.com or call 1-877-252-4666. We can also be contacted at Holiday Rambler Customer Relations, P.O. Box 1007, Decatur, IN 46733.

IMPORTANT—PLEASE READ

Product information, photography and illustrations included in this publication were as accurate as possible at the time of printing. For further product information and changes, please visit our website at www.holidayrambler.com or contact your local Holiday Rambler dealer. Prices, materials, design and specifications are subject to change without notice. All weights, fuel, liquid capacities and dimensions are approximate. Holiday Rambler has designed its recreational vehicles to provide a variety of uses for customers. Each vehicle features optimal seating, sleeping, storage and fluid capacities. The user is responsible for selecting the proper combination of loads (i.e., occupants, equipment, fluids, cargo, etc.) to ensure that the vehicle's capacities are not exceeded.

YOUR LOCAL DEALER



REV GROUP

Holiday Rambler is part of REV Recreation Group, a division of REV Group, Inc., a family of 26 industry-leading motor vehicle brands. At REV Group, we innovate, design and build products that connect and protect thousands of people every day—our trusted vehicles are engineered with the utmost rigor and precision to deliver the highest levels of performance, reliability, durability and safety.

www.holidayrambler.com

©2016 REV Group, Inc. Printed in the USA. Inventory Control Number END_ENDXE16B1, 09/16. Model Year 2017, Second Edition.